

P Fan

Centrifugal surface mounted bathroom fan



Features and benefits

- One fan suitable for up to two room ventilation – ideal for separate bathroom and WC rooms located next to each other
- Six options of exhaust configurations
- Versatile design for surface, ceiling and wall installation applications
- Self balancing double inlet impellor eliminates need for adjustment on-site irrespective of configuration
- Additional timer module available – can be fitted retrospectively if required
- Low running costs for occupants

Secondary extract ducts:

ø 63mm internal (nominal)

Note: Anti-backdraught shutter (PBDS) is available if required

P1 Front



P1 Side



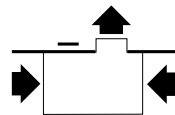
PD1 Front



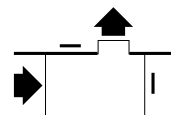
PD1 Side



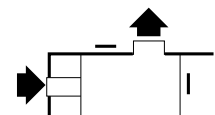
One room ventilation



Order a P1 or PD1 plus
1 x TIMER (if required)

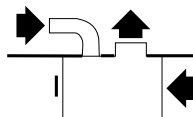


Order a P1 or PD1 plus
1 x PSB
1 x TIMER (if required)

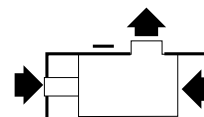


Order a P1 or PD1 plus
1 x PSS
1 x PSG
1 x TIMER (if required)

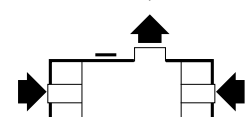
Two room ventilation



Order a P1 or PD1 plus
1 x PSB
1 x PRS
1 x PSG
1 x TIMER (if required)



Order a P1 or PD1 plus
1 x PSS
1 x PSG
1 x TIMER (if required)



Order a P1 or PD1 plus
2 x PSS
2 x PSG
1 x TIMER (if required)

Models, control options and key data

*Sound pressure level measured @ 3 metres

Model	Controls	Performance to BS 848 Pt1 in free air		Sound Pressure Level dB(A)*	Price ex. VAT (£)
		m ³ /h	l/s		
P1	Single speed, operation by room light/remote switch/remote sensor	103	29	40	£265.54
PD1	Single speed, duplicate fan with second standby fan & motor	93	26	44	£552.55
PBDS Anti-backdraught shutter	-	-	-	-	£6.52
PRS Rear spigot	-	-	-	-	£3.82
PSS Side spigot	-	-	-	-	£3.82
PSB Side blank	-	-	-	-	£4.60
PSG Secondary grille	-	-	-	-	£5.12
Timer	Built in overrun timer module for use with P1 & PD1 Fan	-	-	-	£93.49

Physical specification

All measurements in millimetres unless otherwise indicated

Weight: 2.1kg

Materials: White ABS plastic fan body with rubber mounting seal and adhesive foam seal for exhaust spigot

Ancillaries for P Fan

- Flexiduct page 48
- FF100 Fastfix page 48
- GG42 page 49

Installation

Wiring: Must comply with IEE Regulations

Cable: Ø 1mm² max

Fuse: 3 amp normally required (when fan is supplied from a 6A lighting circuit no local fuse is required)

Electrical specification: 230V-50Hz Class II

Exhaust: Ø 100mm

Consumption: 24W

Key

P1 (solid line)
PD1 (dotted line)

Performance

