




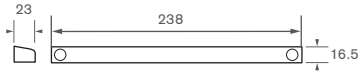
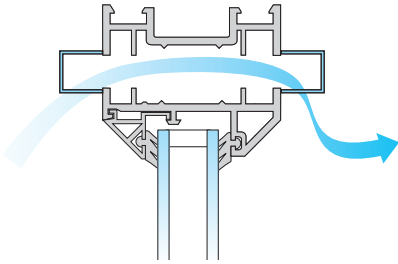
F Vent

Slotvent

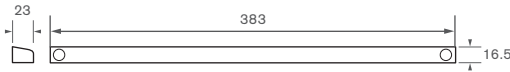


Physical specification

All measurements in millimetres unless otherwise indicated



1250FB



2500FB

Features and benefits

- ▶ Slimline, unobtrusive finish on profile when installed
- ▶ Up to 2634mm² equivalent area
- ▶ Screw fix and clip fit installation options
- ▶ 10 or 12mm rout options

Configurations

1250FB & 2500FB

Complete unit supplied with bottom operation

1250FBC & 2500FBC

Complete unit supplied with bottom operation and clip fit

Clip Fit

The F Vent is available with a clip fit installation option which offers valuable installation time savings in production and on-site. The clip has been designed to fit securely to a range of profile depths and is provided already installed in the ventilator body.



Models, control options and key data

Product Code	Equivalent area (mm ²)	Slot height (mm)	Slot size (mm)			Air Permeability		Watertightness		Airborne Sound Insulation	
			Length	Central 95P	Length	@ 50 Pa (m ² /hr)	@ 50 Pa (l/s)	Pressure @ no leakage (Pa)	Classification	Dn,e,w (dB) Open	Colour
1250FB	1342/1362	10/12	192			0.53	0.10	750	E750	37	Solid
			194								Mixed
2500FB	2583/2634	10/12	163.5	10	163.5	0.36	0.14	600	8A	33	Solid
			164.5	10	164.5						Mixed
1250FBC	1342/1362	10/12	192			0.53	0.10	750	E750	37	Solid
			194								Mixed
2500FBC	2583/2634	10/12	163.5	10	163.5	0.36	0.14	600	8A	33	Solid
			164.5	10	164.5						Mixed

Colours available W, BW, B, T, WIBO, WITO, BWIBO, BWITO (BW, BWIBO, BWITO and T only available on clip fit models)

Scottish Building Regulations: Free Area performance (see page 14 for full details)
1250FB = 2000mm², 2500FB = 4000mm² (using 12mm rout option)

Example order:

2500FBC + colour option White = 2500FBCW